

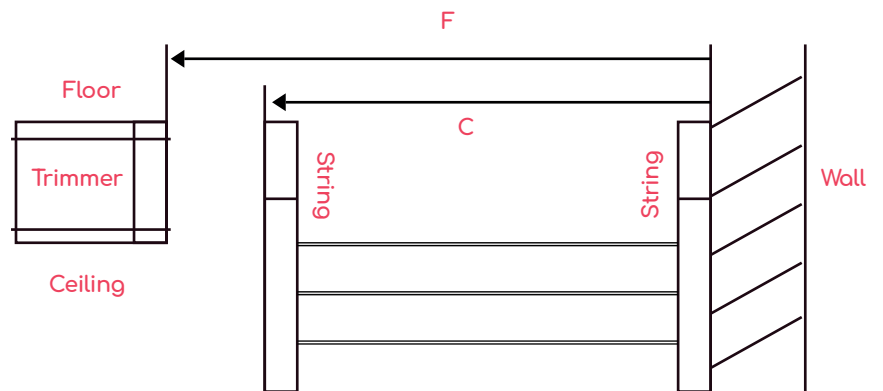
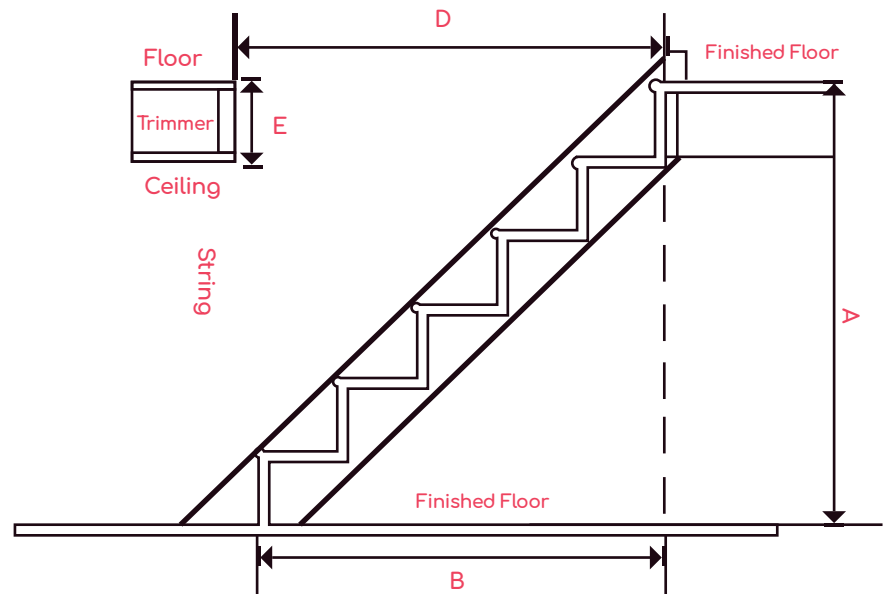
# Express Stairs

## Staircase Measure Sheet

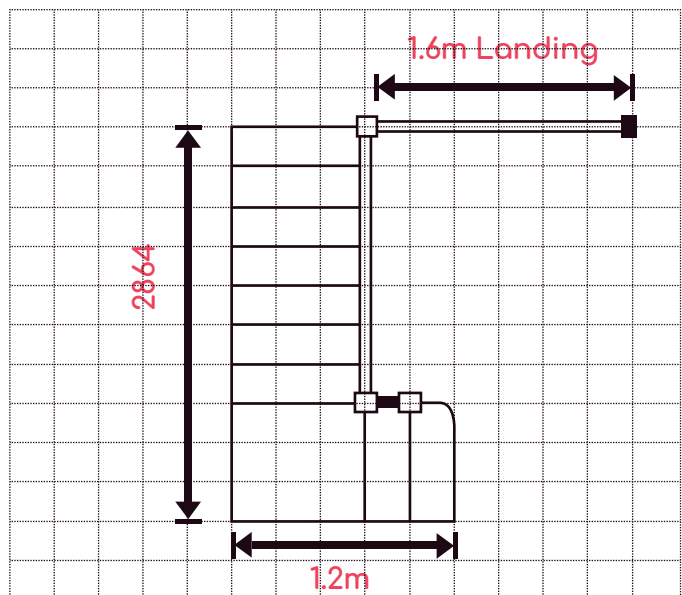
Please write the following dimensions on the sheet provided: -

- A - Rise / FFL
- B - Max Going
- C - O/A String Width
- D - Over all Well Length
- E - Floor Thickness
- F - Over all Well Width

Please show any windows / doors etc that encroach on the staircase.



Please draw out your staircase plan on the sheet provided as an example marking Newels and Balustrading as appropriate.



Name: \_\_\_\_\_

Address: \_\_\_\_\_

Postcode: \_\_\_\_\_

Phone Number: \_\_\_\_\_

---

A- Rise/FFL \_\_\_\_\_ D- Over all Well Length \_\_\_\_\_

B- Max Going \_\_\_\_\_ E- Floor Thickness \_\_\_\_\_

C- O/A String Width \_\_\_\_\_ F- Over all Well Width \_\_\_\_\_

